



# HYDRAULIC BREAKERS

## DX SERIES

### Floating power cell & bolt free enclosed housing

- Prevent carrier boom & arm fatigue failure
- No metal to metal contact
- Floating and fully enclosed power cell
- Extend breaker & carrier service life
- Low noise
- Suitable for all applications, particularly including trenching, quarry & mining

### Lubrication

- Various lubrication systems available
  - Hydraulic auto lube system
  - Mechanical auto lube system
  - Manual lube system

### Advanced internal valve system

- Built in cylinder
- Energy efficiency
- Oil leakage free
- Thicker flesh cylinder block
- Least maintenance & repair requirement

### Work mode selector

- Optimize power and speed upon application requirements
- Enable maximum productivity in all applications from light to severe duty material breaking
- Available for DandA 70DX & above

### Easy start

- Fast response time to breaker activation signal
- Significantly increase productivity at light or interior demolition applications
- Suitable for skid steer loader breaker applications
- Available for DandA 17V, 40V & 60V

### Large capacity accumulator & diaphragm


- Proactively prevent carrier hydraulic part fatigue failure
- Accelerate striking performance
- Prevent cavitation
- Increase seal & diaphragm service life
- Available for DandA 40V & above (excluding skid steer loader breaker)

### Bottom plate

- Anti-abrasive high tensile raw material
- Fully enclosed lower bush & front head block
- Minimize debris & dust entering percussion chamber
- Increase service life of housing, tool, lower bush & front head

### Working tool

- Heat treatment of core as well as surface
- Optimum balance for longer wear life and crack prevention
- Variety of conventional and special tool types



### Anti-blade

- Auto cut
- is fully b
- Ensure s
- front head
- even at
- as renta
- Availabl
- for Dand

### Heavy duty front

- Significantly enhance
- Extend front head se
- Available for DandA 1

### Tool pin hole protector

- Minimize direct contact between
- Protect tool pin hole damage fr
- Prevent hole cover missing and
- Extend tool pin and working too

### Large size tool pin


- Heavy duty oval shape dual pins
- Heat-treated, enlarged size
- Longer wear life
- Maintenance friendly design - bolt free, ru
- Available for DandA 70DX & above

### Bushes

- Differentiated anti-wear raw material
- Higher core hardness
- Much longer wear life

### Dust protector

- Prevent dust entering percussion chamber
- Prolong lubricant's stay between bushes & working tool
- Prevent contamination
- Secure service life of seal, bush, working tool, piston & cylinder in severe dusty applications
- Available for DandA 100DX & above



**Large capacity gas chamber & optimum piston size**

- Hybrid energy efficiency design
- Higher impact power delivery
- Least oil flow consumption
- Durable piston design - larger surface contacting working tool
- Dampening repercussion vibration force
- Preventing carrier structure fatigue failure

**External gas charging**

- Gas charging from external housing
- No need of housing or lubrication device disassembly
- Least maintenance time
- Designed for maintenance at the job site



**Air supply channel**

- Built in air supply channel
- Prepared for underwater, tunneling & severe dusty applications



**Blank firing system (auto stop)**

cut off hydraulic power when the material is broken

ensure service life of tool pin, working tool, head, piston, through bolt and diaphragm at the frequent dry firing applications such as secondary rock breaking & scaling available for DandA 80DX & above, on demand DandA 60V & 70DX

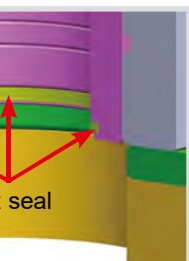
**Front head block**

enhanced front head duty level and service life available for DandA 100DX & above

**Seal**

prevent debris from holes and material to break between holes and material to break and debris/dust entering tool wear life

rubber plugged holes



**Benefits**

- **Higher impact power**
- **Higher productivity**
- **Market proven quality, durability & life time**
- **Easy maintenance & repair**
- **Low fatigue stress on carrier machines**
- **Reasonable owning cost**
- **Low operating cost**
- **Higher return on investment**

**Working tool**



Conventional working tool	Applicable type					Remark
	Primary breaking	Secondary breaking	Hard rock removal	Soft material & rock material	Demolition	
Chisel point V	○		○	●	●	All models
Chisel point H	○		○	●	●	All models
Pyramid moil point	●		○	●	●	All models
Conical moil point	●		○	●	●	All models
Blunt		●	●		○	All models

Special working tool	Applicable type				Remark
	Asphalt removal	Compacting	Post driving	Severe duty rock removal	
Asphalt cutter	●				DandA 6V ~ DandA 80DX
Tamping tool		●			DandA 6V ~ DandA 80DX
Post driver			●		DandA 6V ~ DandA 80DX
Core moil point				●	DandA 8V & above

● Highly recommended ○ Selectively applicable

# Comprehensive product line up

- 23 breaker models that cover the entire CE industry carrier range from 0.5 to 140 ton
- 1 model variant exclusively designed for dedicated light material breaking champion with 18 to 22 ton carrier
- 4 model variants exclusively designed for skid steer loader
- On-demand housing variants for optimum traveling position with backhoe loader
- Suitable from light and medium to hard & severe duty rock breaking applications

## Compact breaker

		DandA 6V	DandA 7V	DandA 8V	DandA 17V	DandA 40V	DandA 60V	DandA 70DX	DandA 80DX
Operating weight	kg	80	105	141	184	325	412	518	600
	lb	176	232	311	406	717	908	1,143	1,323
Required oil flow	l/min	15~21	12~25	13~30	20~60	29~60	34~68	38~85	42~85
	g/min	3.96~5.55	3.17~6.60	3.43~7.93	5.28~15.85	7.66~15.85	8.98~17.96	10.04~22.45	11.10~22.45
Operating pressure	kg/cm <sup>2</sup>	60~130	90~120	90~120	90~120	110~165	120~165	140~170	140~170
	psi	853~1,849	1,280~1,707	1,280~1,707	1,280~1,707	1,565~2,347	1,707~2,347	1,991~2,418	1,991~2,418
Number of blow	Power mode bpm	800~1,200	800~1,400	550~1,000	600~1,500	380~1,000	380~900	400~800	350~700
	Speed mode bpm							600~1,100	490~1,000
Relief valve setting pressure	kg/cm <sup>2</sup>	175	175	175	175	175	175	175	175
	psi	2,489	2,489	2,489	2,489	2,489	2,489	2,489	2,489
Tool diameter	mm	40	40	45	57	70	75	80	90
	inch	1.57	1.57	1.77	2.24	2.76	2.95	3.15	3.54
Suitable carrier	ton	0.5~2.0	0.5~2.0	0.8~2.5	1.5~4.0	3.0~6.5	4.5~8.0	4.5~8.0	6.0~10.0
	lbs	1,102~4,409	1,102~4,409	1,764~5,512	3,307~8,818	6,614~14,330	9,921~17,637	9,921~17,637	13,228~22,046

\* Above numbers are subject to change without prior notice, only provided for references in combination with carrier hydraulic performance.

\* Above operating weight includes 1 working tool, 2 hoses and 1 mounting bracket with 2 pins that are supplied by the manufacturer only.

## Medium breaker

		DandA 100DX	DandA 130DX	DandA 150DX	DandA 180DX	DandA 200DX	DandA 220DX	DandA 250DX	DandA 300DX
Operating weight	kg	875	1,012	1,231	1,448	1,577	1,845	2,021	2,507
	lb	1,929	2,231	2,714	3,192	3,477	4,068	4,456	5,527
Required oil flow	l/min	63~102	68~119	85~127	85~131	102~132	119~161	127~178	153~204
	g/min	16.64~26.95	17.96~31.44	22.45~33.55	22.45~34.61	26.95~34.87	31.44~42.53	33.55~47.02	40.42~53.89
Operating pressure	kg/cm <sup>2</sup>	140~180	140~190	140~190	150~190	160~190	160~190	160~190	160~190
	psi	1,991~2,560	1,991~2,702	1,991~2,702	2,134~2,702	2,276~2,702	2,276~2,702	2,276~2,702	2,276~2,702
Number of blow	Power mode bpm	350~600	350~550	320~550	320~500	320~480	340~450	270~400	250~380
	Speed mode bpm	600~900	600~900	400~700	400~650	400~600	420~550	330~500	300~450
Relief valve setting pressure	kg/cm <sup>2</sup>	210	210	210	210	210	210	210	210
	psi	2,987	2,987	2,987	2,987	2,987	2,987	2,987	2,987
Tool diameter	mm	95	105	115	125	135	135	145	150
	inch	3.74	4.13	4.53	4.92	5.31	5.31	5.71	5.91
Suitable carrier	ton	8.0~12.5	10~15	12~18	16~22	18~24	20~26	24~30	25~36
	lbs	17,637~27,558	22,046~33,069	26,455~39,683	35,274~48,502	39,683~52,911	44,092~57,320	52,911~66,139	55,116~79,366

\* Above numbers are subject to change without prior notice, only provided for references in combination with carrier hydraulic performance.

\* Above operating weight includes 1 working tool, 2 hoses and 1 mounting bracket with 2 pins that are supplied by the manufacturer only.

## Large breaker

		DandA 360DX	DandA 450DX	DandA 550DX	DandA 650DX	DandA 700DX	DandA 750DX	DandA 1200DX
Operating weight	kg	2,770	3,487	4,099	4,486	5,838	6,710	9,564
	lb	6,107	7,688	9,037	9,890	12,871	14,793	21,085
Required oil flow	l/min	170~221	187~238	204~272	221~306	238~323	255~340	298~383
	g/min	44.91~58.38	49.40~62.87	53.89~71.85	58.38~80.84	62.87~85.33	67.36~89.82	78.72~101.18
Operating pressure	kg/cm <sup>2</sup>	160~190	150~190	150~190	150~190	170~210	170~210	170~210
	psi	2,276~2,702	2,134~2,702	2,134~2,702	2,134~2,702	2,418~2,987	2,418~2,987	2,418~2,987
Number of blow	Power mode bpm	230~400	230~345	230~330	270~380	220~300	205~285	170~230
	Speed mode bpm	270~470	270~410	270~500	380~530	290~400	235~420	195~275
Relief valve setting pressure	kg/cm <sup>2</sup>	230	230	210	210	250	250	250
	psi	3,271	3,271	2,987	2,987	3,556	3,556	3,556
Tool diameter	mm	155	165	175	180	200	205	240
	inch	6.10	6.50	6.89	7.09	7.87	8.07	9.45
Suitable carrier	ton	28~42	34~50	40~60	45~80	58~100	60~100	85~140
	lbs	61,729~92,594	74,957~110,231	88,185~132,277	99,208~176,370	127,868~220,462	132,277~220,462	187,393~308,647

\* Above numbers are subject to change without prior notice, only provided for references in combination with carrier hydraulic performance.

\* Above operating weight includes 1 working tool, 2 hoses and 1 mounting bracket with 2 pins that are supplied by the manufacturer only.



## Light material handling breaker

Designed for breaker operating champion in dedicated light material breaking application.

		DandA 200C	
Operating weight		kg	1,577
		lb	3,477
Required oil flow		ℓ/min	102~132
		g/min	26.95~34.87
Operating pressure		kg/cm <sup>2</sup>	140~180
		psi	1,991~2,560
Number of blow	Power mode	bpm	300~410
	Speed mode	bpm	360~510
Relief valve setting pressure		kg/cm <sup>2</sup>	210
		psi	2,987
Tool diameter		mm	135
		inch	5.31
Suitable carrier		ton	18~22
		lbs	39,683~48,502

\* Above numbers are subject to change without prior notice, only provided for references in combination with carrier hydraulic performance.  
 \* Above operating weight includes 1 working tool, 2 hoses and 1 mounting bracket with 2 pins that are supplied by the manufacturer only.

## Backhoe loader breaker



		DandA 40V	DandA 60V	DandA 70DX	DandA 80DX
Operating weight		kg	325	412	518
		lb	717	908	1,143
Required oil flow		ℓ/min	29~60	34~68	38~85
		g/min	7.66~15.85	8.98~17.96	10.04~22.45
Operating pressure		kg/cm <sup>2</sup>	110~165	120~165	140~170
		psi	1,565~2,347	1,707~2,347	1,991~2,418
Number of blow	Power mode	bpm	380~1,000	380~900	400~800
	Speed mode	bpm	380~1,000	380~900	490~1,000
Relief valve setting pressure		kg/cm <sup>2</sup>	175	175	175
		psi	2,489	2,489	2,489
Tool diameter		mm	70	75	80
		inch	2.76	2.95	3.15
Suitable carrier		ton	3.0~6.5	4.5~8.0	4.5~8.0
		lbs	6,614~14,330	9,921~17,637	9,921~17,637


\* Above numbers are subject to change without prior notice, only provided for references in combination with carrier hydraulic performance.  
 \* Above operating weight includes 1 working tool, 2 hoses and 1 mounting bracket with 2 pins that are supplied by the manufacturer only.

## Skid steer loader breaker



		DandA 17V	DandA 40V	DandA 60V	DandA 70DX
Operating weight		kg	270	357	430
		lb	595	787	948
Required oil flow		ℓ/min	23~70	35~70	40~80
		g/min	6.08~18.49	9.25~18.49	10.57~21.13
Operating pressure		kg/cm <sup>2</sup>	100~190	110~190	120~190
		psi	1,422~2,702	1,565~2,702	1,707~2,702
Number of blow	Power mode	bpm	600~1,500	380~1,000	380~900
	Speed mode	bpm	600~1,500	380~1,000	600~1,100
Relief valve setting pressure**		kg/cm <sup>2</sup>	230	230	230
		psi	3,271	3,271	3,271
Tool diameter		mm	57	70	75
		inch	2.24	2.76	2.95
Suitable carrier		ton	1.5~4.0	3.0~6.5	4.5~8.0
		lbs	3,307~8,818	6,614~14,330	9,921~17,637

\* Above numbers are subject to change without prior notice, only provided for references in combination with carrier hydraulic performance.  
 \* Above operating weight includes 1 working tool, 2 hoses and 1 mounting bracket with 2 pins that are supplied by the manufacturer only.  
 \*\* Head Cap gas pressure 10~12 bar.



Ref. No. Brochure 05 / English / Printed in Seoul 2023.07-10



[www.dnabreaker.com](http://www.dnabreaker.com)

Head Office #901, ACE High-end Tower 9th, 233,  
Gasam Digital 1-Ro, Geumcheon-Gu, Seoul, 08501, Korea  
Tel (Rep.) : +82 2 2617 0488 Fax (Rep.) : +82 2 2617 0489



Product designs and/or specifications may be changed at any time without prior notice. All rights reserved.